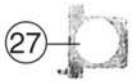
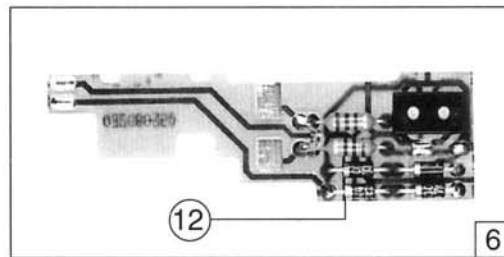
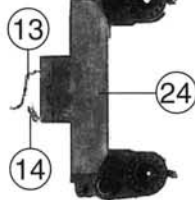



29



17



6

15



16




31 o. Abb. / no ill.
Schiebereinsatz
Slide insert

32 o. Abb. / no ill.
Zylinderschutzrohr
Protection tube

2



26



7

8

9



30 o. Abb. / no ill.
Druckfeder
Spring



3

4

10

11

Pos.-Nr.	Text	Art.-Nr.	Preis-gruppe
1	Motor Motor	85110	57
2	Schraube M 1,6 x 5 Screw M 1,6 x 5	85702	3
3	Zahnrad z=14r; m 0,4 Gear T=14r; m 0,4	86403	2
4	Zahnrad z=17i; m 0,4 Gear T=17i; m 0,4	86408	2
5	Schnecke m 0,4 Worm m 0,4	86713	5
6	Platine komplett Printed circuit assembly	87831	42
7	Puffer gewölbt Buffer vaulted	88504	4
8	Puffer flach Buffer flat	88505	4
9	Kupplung Coupling	89203	5
10	Achse 2,6 x 9,3 Axle 2,6 x 9,3	89700	2
11	Achse 2,6 x 11,5 Axle 2,6 x 11,5	89701	2
12	Diode Diode	89898	8
13	Seuthe Kontakt 1 Seuthe contact 1	89974	4
14	Seuthe Kontakt 2 Seuthe contact 2	89975	4
15	Hebel links Lever left	91075	2
16	Hebel rechts Lever right	91076	2
17	Laternensatz Lantern	95080	8
18	Dachlüfter Roof vent	95082	2
19	Fenster vorne Glazing front	95083	4
20	Fenster hinten Glazing back	95084	2
22	Motorspange Motor clamp	106663	3
23	Dampfentwickler Boiler	106664	35
24	Zylinderblock Cylinder block	106653	20
25	Gehäuse Betr. Nr. 80 017 Body Betr. No. 80 017	106654	46
26	Grundrahmen Loco frame	106655	20
27	Seuthehalter Seuthe support	106912	5
28	Filzscheibe Felt slice	106913	2
29	Schneckenabdeckung Worm cover	106914	3
30	Druckfeder Spring	86209	2
31	Schiebereinsatz Slide insert	107249	2
32	Zylinderschutzrohr Protection tube	107250	2