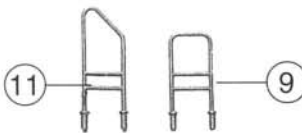
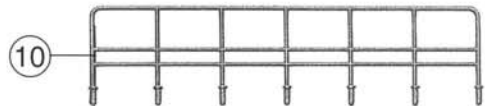
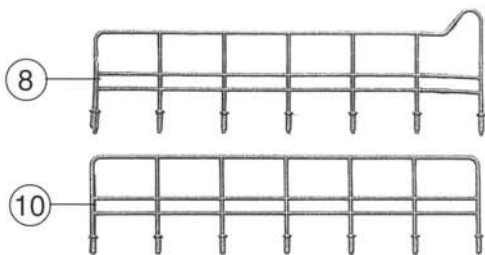



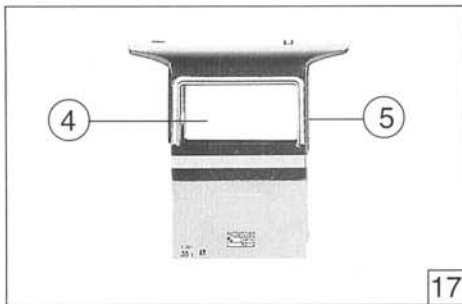




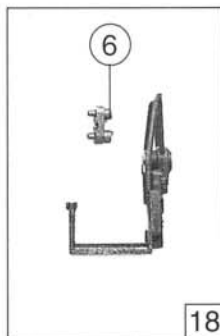

13 o. Abb. / no ill.
Sirene
Airhorn
Trompe



Einbau Art. 85033
Montageschritte:
C1 nach
der dem
Ersatzmotor
beiliegenden
Anleitung
durchführen.



7 o. Abb. / no ill.
Lampenhalter
Holder for head lamp
Couvercle pour feux avant / arrière



Pos. Nr.	Text	Art.-Nr.	Preis- pausch.
1	Motor Motor Moteur	85033	55
2	Schraube 2,2 x 6,5 Screw 2,2 x 6,5 Vis 2,2 x 6,5	85800	2
3	Schnecke Worm Vis sans fin	86701	5
4	Führerhausfenster Cab glazing Fenêtres latérales	95355	5
5	Stirnfenster Front glazing Baies frontales	95356	5
6	Steckteil glasklar Push in part transparent Lentilles claires des feux	95357	2
7	Lampenhalter Holder for head lamp Couvercle pour feux avant / arrière	95359	2
8	Geländer vorne rechts Handrail right front Grand garde-corps à droite	95360	10
9	Geländer hinten rechts Handrail right rear Petit garde-corps à droite	95361	6
10	Geländer vorne links Handrail left front Grand garde-corps à gauche	95362	10
11	Geländer hinten links Handrail left rear Petit garde-corps à gauche	95363	6
12	Puffer Buffer Tampon	95364	3
13	Sirene Airhorn Trompe	95365	2
14	Motorgehäuse Motor body Partie supérieure des capots	95366	25
15	Lokgehäuse Loco body Partie supérieure capots	95367	33
16	Lok-Unterteil Loco frame Chassis	95368	37
17	Kabine komplett Betr. Nr. Y 8001 Cab assembly Betr. No. Y 8001 Cabine entière n°. Y 8001	110164	41
18	Bühne komplett Platform assembly Ensemble de passerelle	110169	16