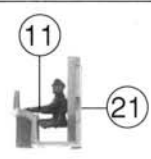
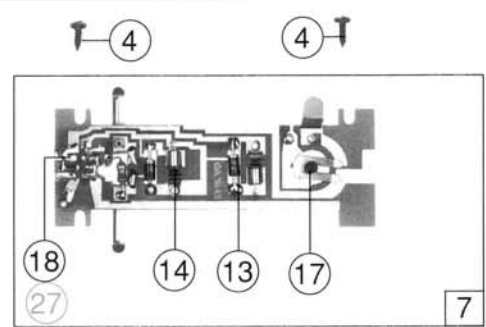

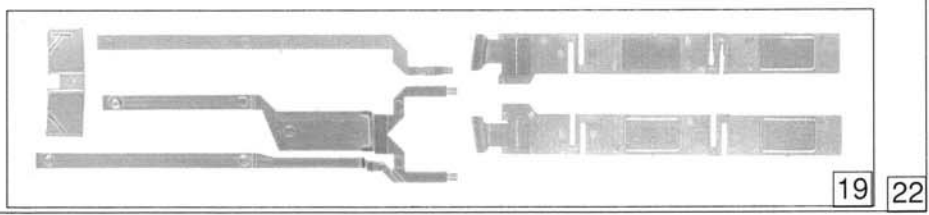
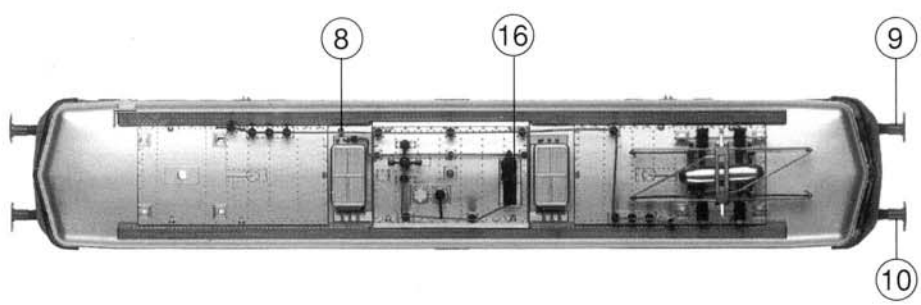
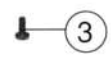

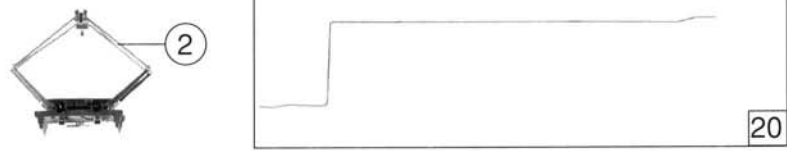



Pos. Nr.	Text	Art.-Nr.	Preisgruppe
1	Motor komplett <i>Motor assembly</i>	85060	57
2	Stromabnehmer <i>Pantograph</i>	85278	38
3	Schraube 2 x 4 <i>Screw 2 x 4</i>	85670	2
4	Schraube 2.2 x 6,5 <i>Screw 2.2 x 6.5</i>	85800	2
5	Kardanschale <i>Cardan bearing</i>	87129	3
6	Kardanwelle <i>Cardan shaft</i>	87210	4
7	Platine komplett <i>Printed circuit assembly</i>	87777	43
8	Lokpfeife <i>Loco whistle</i>	88002	6
9	Puffer flach <i>Buffer flat</i>	88618	2
10	Puffer gewölbt <i>Buffer vaulted</i>	88619	2
11	Lokführer <i>Driver</i>	89726	5
12	Oberleitungsverbinder <i>Overhead supply connector</i>	89762	6
13	Diode <i>Diode</i>	89890	8
14	Glühlampe <i>Light bulb</i>	93519	10
15	Griffstange <i>Hand rail</i>	95210	2
16	Druckluftschalter <i>Pressure gas switch</i>	100458	3
17	Schaltbolzen <i>Switch contact</i>	100555	2
18	Platine Brücke für Gleichstrom <i>Connector for DC</i>	100644	7
19	Fenster-Lichtleitstäbesatz <i>Glazing set</i>	100700	28
20	Hauptleitungssatz <i>Roof wire set</i>	100701	16
21	Führerstand <i>Drivers cap</i>	100703	12
22	Gehäuse komplett Betr. Nr. 11425 Geneva <i>Body assembly</i> Betr. No. 11425 Geneva	100704	68
23	Stirnwapen <i>Front slade</i>	100705	5
24	Inneneinrichtungssatz <i>Interior set</i>	100706	16
25	Laufstegsatz <i>Gangway set</i>	100707	15
26	Isolatorsatz <i>Insulator set</i>	100708	14
27	Platine Brücke AC <i>Connector for AC</i>	100645	7



Einbau Art. 85060
Montageschritte:
F1, nach der dem
Ersatzmotor
beiliegenden
Anleitung
durchführen.