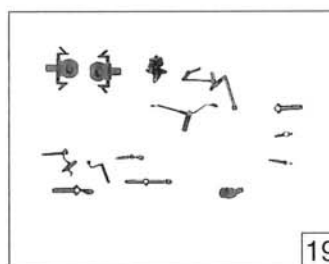


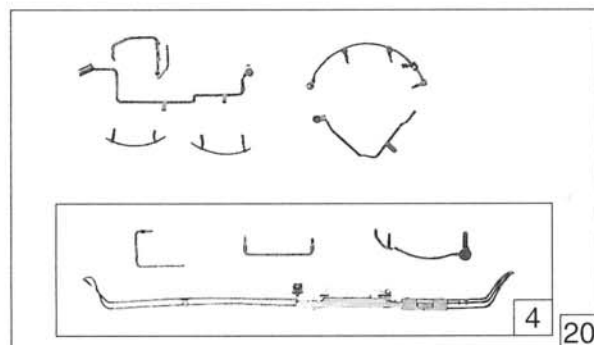
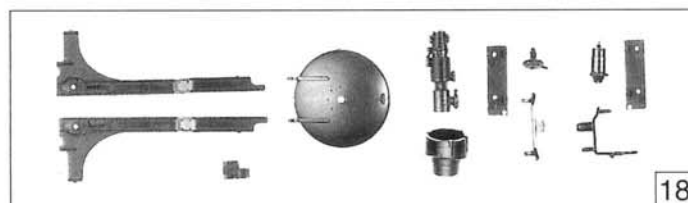


21 o. Abb. / no ill.
Laterne Kessel oben
Latern boiler above



| Pos. Nr. | Text | Art.-Nr. | Preisgruppe |
|----------|--|----------|-------------|
| 1 | Schraube M 1,6 x 8 Screw M 1,6 x 8 | 85695 | 2 |
| 2 | Schraube M 2,2 x 6,5 Screw M 2,2 x 6,5 | 85800 | 2 |
| 3 | Teilesatz Parts set | 109233 | 12 |
| 4 | Teilesatz nicht lackiert Parts set not painted | 109235 | 12 |
| 5 | Kesselgewicht Boiler weight | 109243 | 10 |
| 6 | Kessel komplett Body assembly | 109263 | 50 |
| 7 | Teilesatz Parts set | 109264 | 10 |
| 8 | Teilesatz Parts set | 109267 | 10 |
| 9 | Teilesatz Parts set | 109271 | 7 |
| 10 | Rauchkammertür re. Smoke door r. | 109273 | 9 |
| 11 | Rauchkammertür li. Smoke door l. | 109274 | 9 |
| 12 | Umlaufblech Running board | 109275 | 20 |
| 13 | Steckteilumlauf Push in part running | 109276 | 2 |
| 14 | Teilesatz Parts set | 109277 | 12 |
| 15 | Teilesatz Parts set | 109279 | 23 |
| 16 | Revesierstange Reverser rod | 109289 | 2 |
| 17 | Führerhaus Betr. Nr. 310.23 Driver Betr. no. 310.23 | 109290 | 35 |
| 18 | Steckteilesatz Push in parts set | 109297 | 20 |
| 19 | Steckteilesatz Push in parts set | 109298 | 22 |
| 20 | Steckteilesatz lackiert Push in parts set painted | 109299 | 18 |
| 21 | Laterne Kessel oben Latern boiler above | 109300 | 20 |